

UltimaTouch™ 1800 Series Touch Screen POS Workstation

INSTALLATION GUIDE: CUSTOMER DISPLAY

Congratulations on your purchase of UTC RETAIL's innovative UltimaTouch™ 1800 Series Touch Screen POS Workstation with Customer Display. The UltimaTouch™ 1800 Customer Display installs quickly and easily on the back of the main workstation unit.

This document was prepared by UTC RETAIL for use by Value Added Resellers (VARs) and other qualified technical experts who assemble POS systems using the UltimaTouch™ 1800 workstation. This document may not be used for any purpose other than its intended use. This document must be downloaded in its entirety; it may not be reproduced, stored or transmitted in part without the prior written permission of UTC RETAIL.

All attempts have been made to ensure that the information presented in this document is correct. No liability expressed or implied, will be assumed by UTC RETAIL, its dealers, or affiliates, for damage resulting from the use of this information.



*UltimaTouch™ 1800 Series Touch
Screen POS Workstation
(Rear View) with Customer Display*

Safety Precautions

WARNING: Access to Internal Components



All access to internal components of the Series 1800 unit is restricted to Authorized Service Personnel only. Opening the case or service by anyone else will automatically void the warranty on this product.

CAUTION:



Damage to the logic module components may occur if AC power is not removed from the product prior to attaching any accessories.

Features and Specifications

The UltimaTouch™ 1800 Customer Display is a 2-line, 20-character-per-line Vacuum Fluorescent Display (VFD) unit that is intended to be attached to a standard UltimaTouch™ 1800 Series Touch Screen POS Workstation.

| | | | |
|--------------------------------|-------------------------|---|---------------------------------|
| Number of Characters | 2 rows of 20 characters | Text Options | Flashing and vertical scrolling |
| Character Configuration | 5 x 7 dot matrix | Peak Wave Length of Illumination | Green (505 nm) |
| Character Set | ASCII | Luminance | 690 cd/m ² (204fL) |
| Character Height | 10.5 mm | Weight | 1.5 lb. (0.7 kg) |
| Character Width | 5.5 mm | Width | 8.75 in. (22.2 cm) |
| Character Pitch | 7.4 mm (horizontal) | Depth | 1.8 in. (4.6 cm) |
| Interface | Serial | Operating Temperature | 0° to 40°C (32° to 104°F) |
| Baud Rate | 9600 baud standard | Storage Temperature | -20° to 60°C (-4° to 140°F) |
| Display Intensities | 4 programmable | Relative Humidity | 90% non-condensing (max.) |

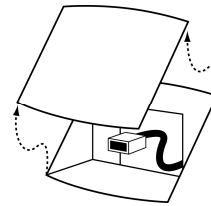
Installing the Customer Display

Install the Customer Display in three simple steps.

1. Remove the cover panel

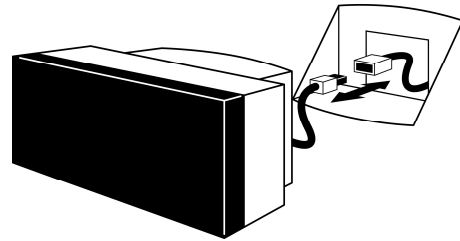
The UltimaTouch™ 1800 main unit ships with a cover panel over the Customer Display attachment position.

Lift the bottom edge of the cover panel, then pull the panel straight up to expose the connecting cable.




2. Connect the cable

Connect the cable between the Customer Display and the main unit. Tuck the cable and connector into the opening.



3. Snap the Customer Display into place

Align the bottom of the Customer Display in the track. Then slide the Customer Display straight down until it snaps into position.



Programming the Customer Display

The UltimaTouch™ 1800 Customer Display converts recognized data supplied by a serial communication port (UT1800 COM6) into a display message. The supplied data may also contain commands that control the display itself. The Customer Display uses a limited command structure for display control, requiring minimal programming effort. For instructions on how to program the Customer Display, see the UltimaTouch™ 1800 Series Touch Screen POS Workstation User Guide, Appendix A. The User Guide can be downloaded from the UTC RETAIL website at www.utcretail.com.

Service and Technical Support

Assistance and customer service are available from your dealer or authorized service provider. If your dealer or service provider cannot answer your questions or provide satisfactory service, call UTC RETAIL Technical Support. When calling for assistance or service information, please be ready to provide the model number and serial number of the Customer Display. This information is found on a decal located on the bottom of the Customer Display. If the Customer Display needs to be returned to a repair facility, please use the original packing material and shipping carton.

For assistance, service and product information, contact:

UTC RETAIL
100 Rawson Road
Victor, NY 14564
Phone: 1.800.349.0546 or (585) 924.9500
Fax: (585) 924.1434
www.utcretail.com